



TOPNOTCH™

Broad-spectrum disease control in multiple crops including cereals, field peas, edible beans and soybeans.



GROUP 3 & 11

Active Ingredient:

Azoxystrobin 143 g/L and Propiconazole 124 g/L = SC

Application Rates and Acres Treated:

Rate: 210 – 620 ml/ac

Acres Treated: 14 – 40 ac/jug

Packaging:

Case: 2 x 8.6 L jugs

Water Volume:

Ground: 40 L/ac
(10 US gal/ac)

Aerial: 20 L/ac
(5 US gal/ac)

Rainfastness:

Avoid applying when heavy rainfall is in the forecast.

KEY BENEFITS:

- Multiple modes of action for resistance management
- Curative and preventative systemic action
- Can use on multiple crops, with exceptional crop safety
- Registered for both ground and aerial spraying
- Excellent crown rust control in oats

KEY DISEASES CONTROLLED:

- Anthracnose
- Ascochyta blight
- Barley leaf rust
- Crown rust
- Mycosphaerella blight
- Net and spot blotches
- Powdery mildew
- Scald
- Septoria spot
- Stripe rust
- Tan spot
- Wheat leaf rust
- White mould¹

¹Suppression only

HOW IT WORKS:

Used as both a curative and preventative fungicide, TOPNOTCH™ has broad-spectrum, systemic and contact activity.

APPLICATION TIMING AND CROP STAGING:


Crop	Diseases	Application Timing	Rate
Barley	Barley net blotch, Barley scald, Septoria leaf spot, Stripe rust, Barley leaf rust, Tan spot	Apply once between stem elongation and half-head emergence (Growth stage 29 – 55).	210 ml/ac
Beans, Field peas, Lentils, Soybeans	Mycosphaerella blight, Anthracnose	Make the first application at the first sign of disease. Apply the high rate only under conditions of high disease pressures. A second application 14 days later may be needed if conditions persist. Good spray coverage and canopy penetration are important for best results.	310 – 620 ml/ac
	Powdery mildew, White mould (suppression only)		310 ml/ac
Oats	Barley net blotch, Crown rust, Septoria leaf spot	Apply once between stem elongation and half-head emergence (Growth stage 29 – 55).	210 ml/ac



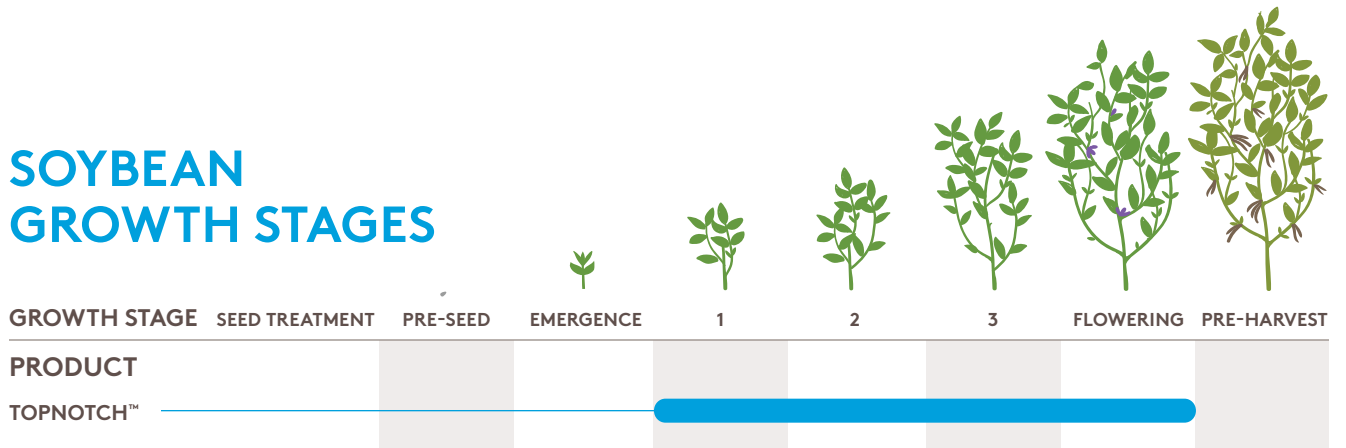
TOPNOTCH™

Crop	Diseases	Application Timing	Rate
Rye	Septoria leaf spot, Barley scald, Tan spot	Apply once between stem elongation and half-head emergence (Growth stage 29 – 55).	210 ml/ac
Triticale	Septoria leaf spot, Tan spot		
Wheat	Septoria leaf spot, Tan spot, Stripe rust, Wheat leaf rust		
Durum wheat	Septoria leaf spot, Tan spot, Stripe rust		

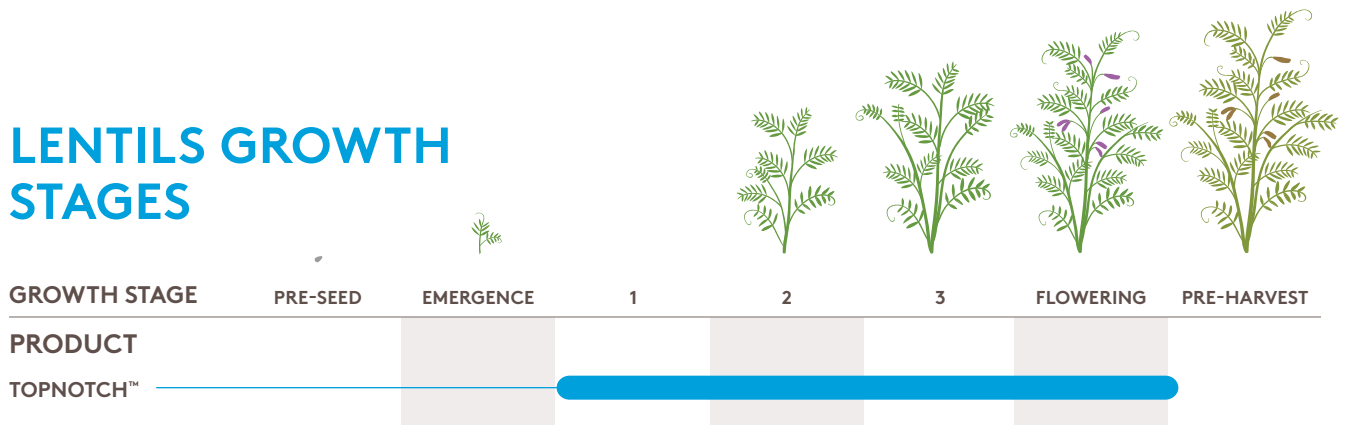
PEA GROWTH STAGES



SOYBEAN GROWTH STAGES

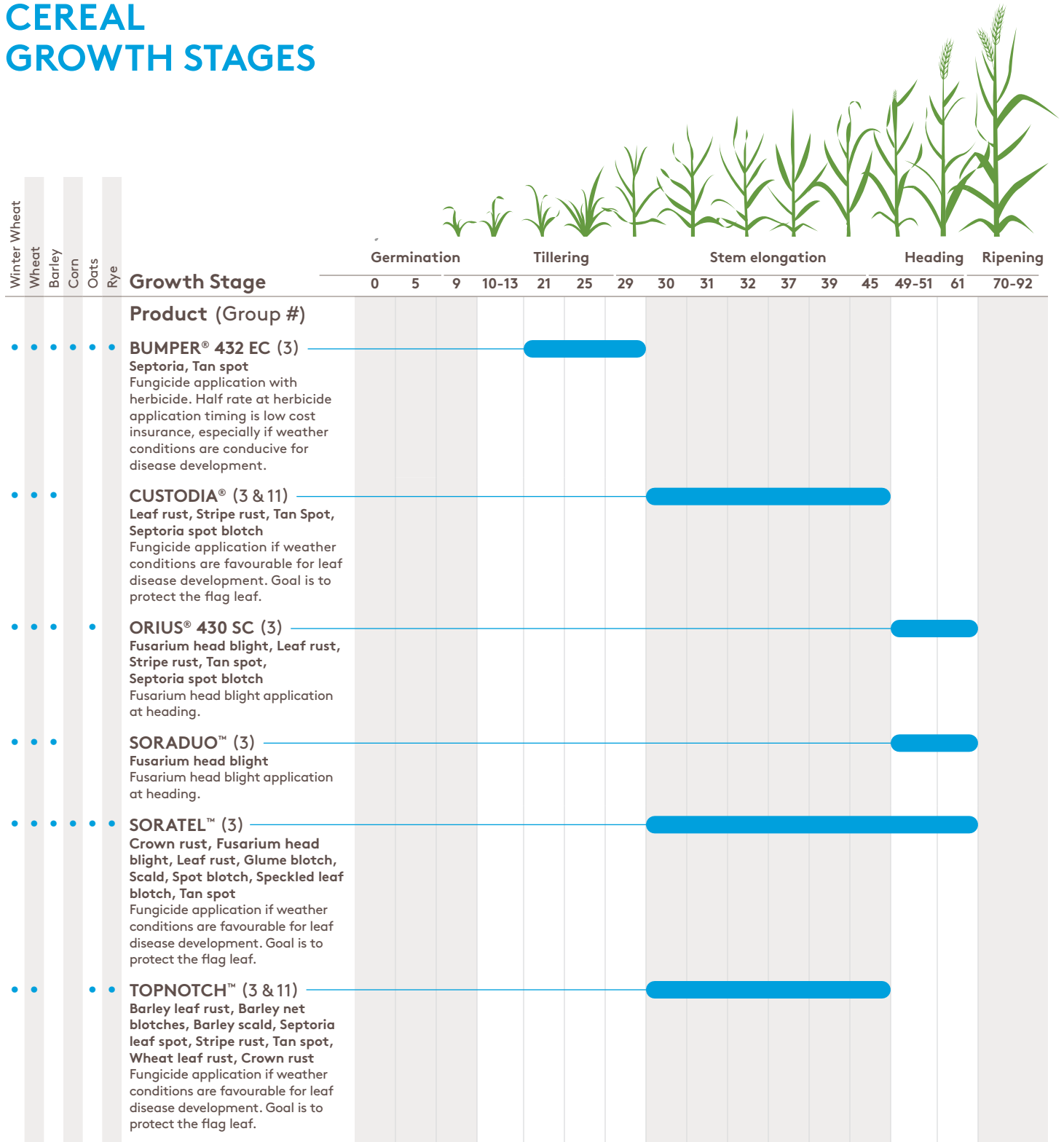


LENTILS GROWTH STAGES



TOPNOTCH™

CEREAL GROWTH STAGES





TOPNOTCH™

SUPPORTED TANK MIXES:

Herbicides:

- ARROW® 240 EC
- ARROW ALL IN®
- BRAZEN™ II
- Broadband®
- LADDER ALL IN®
- LEOPARD®
- Glufosinate
- Post Ultra®
- Sierra® 3.0
- Traxion™
- Traxos®

Insecticides:

- Coragen®
- Decis®
- SILENCER® 120 EC
- Voliam Xpress®
- ZIVATA™

Fungicides:

- Quadris®

MIXING INSTRUCTIONS:

1. Fill spray tank $\frac{1}{2}$ – $\frac{2}{3}$ full with water.
2. With agitator running, add required amount of TOPNOTCH™ and continue agitating while adding remainder of the water.
3. Begin application after TOPNOTCH™ is completely dispersed into the mix water, and maintain agitation during spraying operation.

CROP ROTATIONS:

Do not plant any other crop intended for food, grazing or any component of animal feed or bedding within 105 days of application.

PRE-HARVEST INTERVALS:

- Cereals: 45 days
- Beans, Field peas, Lentils, Soybeans: 30 days

GRAZING RESTRICTIONS:

Do not graze pea vines. 30 days for all other crops.

STORAGE:

Do not freeze.

Quick Tips

Good spray coverage and canopy penetration are important to achieve the best results.



ADAMA

Always read and follow label directions.
Toll-free: 1.855.264.6262
Website: ADAMA.COM

BUMPER®, CUSTODIA®, ORIUS® and SILENCER® are registered trademarks, and TOPNOTCH™ and ZIVATA™ are trademarks of ADAMA Agricultural Solutions Canada Ltd. All other products are trademarks of their respective companies. © 2023 ADAMA Agricultural Solutions Canada Ltd.